

SteelHead CX

Riverbed® SteelHead™

Model Specifications

SteelHead CX

Model	CX580 Series			CX780 Series			CX3080 Series		
Software Configuration (RiOS)	Essentials	Standard	Enterprise	Essentials	Standard	Enterprise	Essentials	Standard	Enterprise
Profile	Desktop						1U		
Software Upgrade Path (RiOS)	Standard / Enterprise	Enterprise	-	Standard / Enterprise	Enterprise	-	Standard / Enterprise	Enterprise	-
Software Conversion Path Versa Operating System (VOS) ¹	VOS ¹ / Essentials / Standard / Advanced								
Optimized TCP Connections and UDP Flows	2,500			5,500			14,000		
Optimized SSL/TLS Connections	2,500			5,500			14,000		
Optimized WAN Capacity ²	50 Mbps			100 Mbps			200 Mbps		
Network Services - WAN Capacity ³	1,000 Mbps								
Data Store Capacity	200 GB SSD						400 GB SSD		
Web Proxy Cache Capacity	150 GB			250 GB			350 GB		
Storage Fault Tolerance	-						RAID ⁴		
Hot Swappable Drives	-						2		
RAM	16 GB						24 GB		
Expansion Slots (PCI-e) ⁴	-						1		
Included Bypass Ports (Copper)							4		
Max. # of Bypass Ports	4						8		

1. See Riverbed® SteelConnect™ EX spec sheet for more information about VOS-based platform capabilities
2. Optimized WAN capacity limit is enforced on outbound optimized traffic. Inbound optimized WAN traffic is not capped
3. Using 1 Gbps on-board interface
4. Restrictions apply in combination of card types. Please see technical documentation for details
5. NOTE: All WAN capacities, connections, flows and rules/classes specifications listed are maximums and may not be achieved simultaneously and/or in all environments

Riverbed® SteelHead™

Power and Physical Specifications




SteelHead CX

Model	CX580 Series	CX780 Series	CX3080 Series
Dual Power Supplies	-		✓
Power [Watts] (Typical)	37W	60W	70W
Power Supply Efficiency Rating	80 Plus Gold		80 Plus Platinum
BTU	128	205	242
Temperature ¹	0-45°C / 32-113°F (Operating) -40-65°C / -40-149°F (Storage)		
Relative Humidity ²	20%-80% non-condensing (Operating) 10%-95%, non-condensing (Storage) ³		20%-80%, non-condensing (Operating) ³ 10%-95%, non-condensing (Storage) ⁴
Operating Acoustic Noise (Typical)	45 dBA		
System Dimensions (LxWxH)	12.25 x 13.75 x 1.73 in 311.15 x 349.25 x 44 mm		15.25 x 17.24 x 1.73 in 387.35 x 483 x 44 mm
Packaging Dimensions	17.7 x 12.2 x 7 in 450 x 310 x 180 mm		36 x 24 x 13 in 914.4 x 609.6 x 330.2 mm
Weight (Without Packaging)	6 lbs 2.7 kg		27 lbs 12.25 kg
Rail Information	Mounting Rail Kit Included Orderable Spare Part Number: RMK-4-DT		Mounting Rail Included Orderable Spare Part Numbers: RMK-4-3080

1. In China – for use in non-tropical locations
2. Operating altitude up to 10,000 feet except in China 6,562 feet (2,000 m)
3. Max dew point of 21°C / 69.8°F
4. Maximum wet bulb of 28°C / 82.4°F (at temperatures from 25-35°C / 77 – 95°F)

NOTE: The availability, export or re-export of these products or specific features are subject to the export laws and regulations of the U.S., EU, Singapore, and the laws and regulations of any applicable foreign agency or authority

Feature Tiers: SteelHead CX-580/CX-780/CX-3080 and Virtual SteelHead

	 Essentials	 Standard	 Enterprise
Description	Basic WAN Optimization	Full WAN Optimization with App Acceleration	Full Featured App Acceleration + Next Gen Features
Sample Features	<ul style="list-style-type: none"> • Full Deduplication • TCP Optimization / MXTCP • Hybrid Networking: QOS / Secure Transport / Path Selection 	Essentials + <ul style="list-style-type: none"> • HTTPS Optimization • Most Protocol Blades (MAPI, SMB 2/3, CIFS) • WebProxy • SaaS Accelerator • Secure Protocols Optimization (TLS/SSL, encrypted/signed SMB) 	Standard + <ul style="list-style-type: none"> • Data Center Protocol Blades (Replication, NFS) • SCPS / FIPS

Riverbed® SteelHead™

Model Specifications

SteelHead CX

Model	CX5080 Series		CX7080 Series		
	CXA-05080-B010 / L25	CXA-05080-B010 / L26	CXA-07080-B010 / L30	CXA-07080-B020 / L31	CXA-07080-B030 / L32
Profile	2U				
Upgradeable to	L26	-	-B020 / L31 or -B030 / L32 ²	-B030 / L32 ²	-
Optimized TCP Connections and UDP Flows	20,000	60,000	100,000	150,000	220,000
Optimized SSL/TLS Connections	20,000	60,000	100,000	150,000	220,000
Optimized WAN Capacity ¹	300 Mbps	622 Mbps	1,000 Mbps	2,000 Mbps	3,000 Mbps
Network Services – WAN Capacity	Unrestricted				
Network Services – Flows ³	160,000		320,000	480,000	800,000
Network Services – Rules/Classes	6,000				
Data Store Capacity	1.4 TB		2.8 TB	3.8 TB	7.6 TB
Web Proxy Cache Capacity	300 GB		500 GB		
Storage Fault Tolerance	RAID ⁴				
Hot Swappable Drives	6 SSDs + 2 HDDs			8 SSDs + 2 HDDs	
RAM	32 GB		64 GB	96 GB	192 GB
Total # of Expansion Slots (PCI-e)	Up to 4 FHFL + 2 FHHL ⁵		Up to 4 FHFL + 1 FHHL + 1 HHHL ⁵		
Included # of Bypass Ports (10/100/1000 Copper)	4				
Max. # of Bypass Ports 40 GbE / 10 GbE / 1 GbE	4x40 GbE / 16x10 GbE / 24x1 GbE ⁵				

1. Optimized WAN capacity limit is enforced on outbound optimized traffic. Inbound optimized WAN traffic is not capped
2. Requires exchange of appliance device (UPC-CXA-07080)
3. Inclusive of all optimized and/or managed flows
4. RAID1 configuration for HDD. Datastore uses fault tolerant striped (FTS) configuration for SSD
5. Restrictions apply in combination of card types. Please see technical documentation for details

NOTE: All WAN capacities, connections, flows and rules/classes specifications listed are maximums and may not be achieved simultaneously and/or in all environments

Riverbed® SteelHead™

Power and Physical Specifications

SteelHead CX

Model	CX5080 Series		CX7080 Series		
Hardware Configuration / License	CXA-05080-B010 / L25	CXA-05080-B010 / L26	CXA-07080-B010 / L30	CXA-07080-B020 / L31	CXA-07080-B030 / L32
Dual Power Supplies	✓				
Power [Watts] (Typical)	With 120VAC: 298W With 230VAC: 290W		With 120VAC: 374W With 230VAC: 364W		With 120VAC: 478W With 230VAC: 459W
Power Supply Efficiency Rating	80 Plus Platinum				
BTU	With 120VAC: 1015 With 230VAC: 991		With 120VAC: 1275 With 230VAC: 1240		With 120VAC: 1632 With 230VAC: 1566
Temperature ¹	0-40°C / 32-104°F (Operating) ² -40-60°C / -40-140°F (Storage) ³				
Relative Humidity ²	40-90%, non-condensing at 40°C				
Operating Acoustic Noise (Typical)	<60 dB				
System Dimensions (LxWxH)	27.56 x 17.32 x 3.43 in 700 x 440 x 87 mm				
Packaging Dimensions ³	36 x 24 x 12 in 914.4 x 609.6 x 304.8 mm				
Max Weight (Without Packaging, without PCIe cards)	51 lbs 23 kg				
Rail Information	Mounting Rail Kit Included. Orderable Spare Part Number: RMK-4-2U				

1. In China – for use in non-tropical locations

2. Operating altitude up to 10,000 feet except in China 6,562 feet (2,000 m)

3. Length is without bezel

4. Max dew point of 21°C / 69.8°F

5. Maximum wet bulb of 28°C / 82.4°F (at temperatures from 25-35°C / 77 – 95°F)

NOTE: The availability, export or re-export of these products or specific features are subject to the export laws and regulations of the U.S., EU, Singapore, and the laws and regulations of any applicable foreign agency or authority

Riverbed® SteelHead™

Perpetual or Monthly Subscription Models

Virtual SteelHead

Model	VCX-30	VCX-40	VCX-50	VCX-60	VCX-70	VCX-80	VCX-90	VCX-100	VCX-110
Optimized WAN Capacity	10 Mbps	25 Mbps	50 Mbps	100 Mbps	200 Mbps	500 Mbps	1,000 Mbps	2.5 Gbps	5 Gbps
Optimized TCP and UDP Flows	500	1,000	2,000	5,000	12,000	50,000	100,000	150,000	180,000
Network Services	50 Mbps	100 Mbps	250 Mbps	500 Mbps	Unrestricted				
Disk Capacity Advised ⁴	120	176	438		870	1,686	2,358	3,760	5,100
Max Data Store Capacity	100	150	400		800	1,600	2,240	3,600	4,800
Management Disk	38	44	56		88	104	136	178	318
Maximum Web Proxy	400 GB			800 GB					
Virtual CPUs Required (min)	2	4			6	12	24	32	44
Reserved Memory Required	4 GB		8 GB		24 GB	38 GB	64 GB	80 GB	128 GB

Feature-tier licensing is available with RiOS version 9.9.3 and RiOS versions 9.10.1 and later. Virtual SteelHead must run RiOS version 9.9.3 or RiOS version 9.10.1 or later on a supported guest hypervisor. See Riverbed virtual products documentation for compatible hypervisors.

For information on the SteelCentral Controller for SteelHead, see the documentation for that product under the Documentation tab here: [SteelCentral Controller for SteelHead](#)

For NIC card support, see the documentation for Riverbed hardware platforms under the Documentation tab here: <https://support.riverbed.com/content/support/software/steelhead/cx-appliance.html>

NOTE: All WAN capacity / bandwidth, TCP connections and UDP flows, and QoS specifications listed are maximums and may not be achieved in all environments. The WAN capacity limit is enforced on outbound optimized traffic. Inbound optimized WAN traffic is not capped.

Riverbed® SteelHead™

Model Specifications

Cloud Accelerator for Amazon Web Services Cloud

Model	CCX PERF-TIER1	CCX PERF-TIER2	CCX PERF-TIER3	CCX PERF-TIER4	CCX PERF-TIER4-H	CCX PERF-TIER5	CCX PERF-TIER5-H
Optimized WAN Capacity ¹	10 Mbps	50 Mbps	200 Mbps	500 Mbps		1 Gbps	
Optimized TCP Connections ²	1,250	4,500	9,000	1,000	30,000	1,000	50,000
Total Elastic Block Store (EBS) Volume Size	430 GB			960 GB		2.4 TB	
Amazon Machine Instance (AMI) Size ³	M4.large M5.large ⁴		M4.2xlarge M5.2xlarge ⁴	M4.4xlarge		M4.10xlarge	

1. Optimized WAN capacity-inbound and outbound
2. Optimized WAN capacity and TCP connections are limited up to the listed amounts
3. CPU and memory capacity are fixed for any Amazon Machine Instance (AMI) size
4. An M5 new installation requires RIOS Version 9.15.1 or later

Riverbed® SteelHead™

Model Specifications

Cloud Accelerator for Microsoft Azure Cloud

Model	CCX PERF-TIER1	CCX PERF-TIER2	CCX PERF-TIER3	CCX PERF-TIER4	CCX PERF-TIER4-H	CCX PERF-TIER5	CCX PERF-TIER5-H
Optimized WAN Capacity ¹	10 Mbps	50 Mbps	200 Mbps	500 Mbps		1 Gbps	
Optimized TCP Connections ²	1,250	4,500	9,000	1,000	30,000	1,000	50,000
Total Azure Blob Storage Volume Size	430 GB			1.2 TB		2.4 TB	
Azure Target (v4 & v5 series) ³	D2s_v4 D2s_v5	D4s_v4 D4s_v5	D8s_v4 D8s_v5	E16s_v4 E16s_v5		E20s_v4* E20s_v5*	

1. Optimized WAN capacity-inbound and outbound
2. Optimized WAN capacity and TCP connections are limited up to the listed amounts
3. For upgrade scenarios, if there is an existing v2 series, resize won't give options for "Ds_v4" / "Ds_v5" or "Es_v4" / "Es_v5" series
In this situation, there are two options:
- For the upgrade option, you will need to resize the instance to "Dds_v4" / "Dds_v5" or "Eds_v4" / "Eds_v5" series which come with temp storage
- For the migration option, redeploy and migrate to new "Ds_v4" / "Ds_v5" or "Es_v4" / "Es_v5" series instance to use the new image

Riverbed® SteelHead™

Model Specifications

SteelHead Interceptor

	Data Center
Model	INT9800
Profile	2U
Effective LAN Throughput	50 Gbps ¹
Storage Fault Tolerance	RAID
Front Swappable Drives	2 ²
RAM	48 GB
Expansion Slots (PCI-e)	6 ³
Included Bypass Ports (copper)	-
Max. # of Bypass Ports	16
Max. SteelHead Cluster Size	25

1. All LAN capacity, bandwidth, and TCP connections listed are maximums and may not be achieved in all environments

2. Hot swappable disks

3. Optional Network Bypass cards: Quad 10GbE SR/LR, Dual 40GbE SR/LR, Dual 100GbE SR/LR

Riverbed® SteelHead™

Power and Physical Specifications

SteelHead Interceptor

	Data Center
Model	INT9800
Dual Power Supplies	-
Power [Watts] (Typical)	With 120VAC: 478W With 230VAC: 459W
Power Supply Efficiency Rating	80 Plus Platinum
BTU	With 120VAC: 1632 With 230VAC: 1566
Temperature ¹	0-40°C / 32-104°F (Operating) -40-60°C / -40-140°F (Storage)
Relative Humidity ²	40-90%, non-condensing at 40°C
Operating Acoustic Noise	<60 dB
System Dimensions (LxWxH) ³	27.56 x 17.32 x 3.43 in 700 x 440 x 87 mm
Packaging Dimensions	36 x 24 x 12 in 914.4 x 609.6 x 304.8 mm
Max Weight (Without Packaging)	51 lbs 23 kg
Rail Information	Mounting Rail Kit Included Orderable Spare Part Numbers: RMK-4-2U

1. In China – for use in non-tropical locations

2. Operating altitude up to 10,000 feet except in China 6,562 feet (2,000m)

3. Length is without bezel

NOTE: The availability, export or re-export of these products or specific features are subject to the export laws and regulations of the U.S. and the laws and regulations of any applicable foreign agency or authority

Riverbed® SteelHead™

System Requirements

Client Accelerator

Model	Version 6.0/higher
Operating System	Windows 10, Windows 11, Windows 11 – 22H2 , Windows 11 – 23H2 Mac OS 12, 13, 14
CPU	1 GHz or higher
Memory	4 GB
Data Store	256 MB free disk space (min. required)
SteelHead Appliance ¹	Minimum 1 Physical (CX), Virtual (VCX) or Cloud Accelerator (CCX) needed on Server Side
Client Accelerator Controller (formerly SCCM)	Required Controller: Virtual or Azure Edition

Riverbed® SteelHead™

Software Specifications

Client Accelerator

Model	Client Accelerator
Concurrent Clients Supported per Client Accelerator Controller	20,000 (Client Accelerator Controller 9000) / 20,000 (Client Accelerator Controller-v) ⁵
Concurrent Clients Supported with Client Accelerator Cluster ³	(Number of Client Accelerator Controllers x 20,000) or (Number of Client Accelerator Controllers for Azure x 35,000)
VPN Compatibility ⁴	Cisco AnyConnect, Cisco Secure Client, SonicWall Connect Tunnel, Palo Alto Global Protect, Wireguard, AppGate SDP, Microsoft Always On VPN

1. At least one SteelHead appliance is required. Recommend running RiOS version 8.6 or higher on it
2. Supported with Client Accelerator 6.3.x or higher
3. Client Accelerator Controller can operate in clustered mode to support additional Client Accelerator clients. A cluster of up to 10 Controllers can support up to 200,000 concurrent clients
4. VPN compatibility may be impacted by vendor software version, client configuration, and other factors
5. Up to 20,000 clients for VMware ESX, Microsoft Hyper-V, and KVM platforms. Up to 35,000 clients for Microsoft Azure platforms. Please refer to the Client Accelerator Installation Guide for details on VM resource requirements.



Riverbed – Empower the Experience

Riverbed is the only company with the collective richness of telemetry from network to app to end user that illuminates and then accelerates every interaction so that users get the flawless digital experience they expect across the entire digital ecosystem. Riverbed provides two industry-leading solutions: the Riverbed Unified Observability portfolio, which integrates data, insights, and actions across IT to enable customers to deliver seamless digital experiences; and Riverbed Acceleration, which offers fast, agile, and secure acceleration of any application over any network to users, whether they are mobile, remote, or on-premises. Together with our thousands of partners, and market-leading customers across the world, we empower every click, every digital experience. Learn more at riverbed.com.